

# LOP-400

S E R I E S


## 400 Watts Single Output 5"x3" Low Profile Open Frame Power Supply

### FEATURES

- ◆ Global certifications in multi-fields : ITE 62368-1, Medical 60601-1, Household 60335-1, Industrial 61558-1
- ◆ 150% peak load @ 3 sec.
- ◆ No load power consumption < 0.5W
- ◆ Suitable for Class I or II installations
- ◆ Over voltage category III
- ◆ Extremely low leakage current, 2 x MOPP for BF application
- ◆ Operating altitude up to 5000M
- ◆ Built-in 12V/0.5A for external FAN
- ◆ -40~+85°C wide range operation temperature
- ◆ Built-in Remote sense
- ◆ 3 years warranty

### SPECIFICATIONS

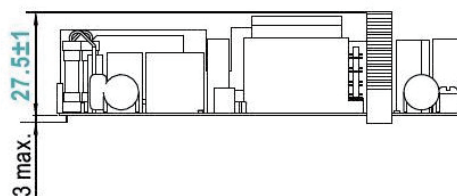
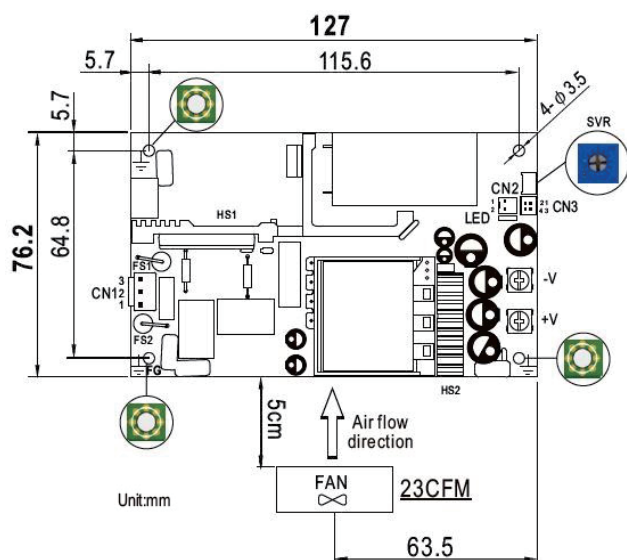
Input voltage.....80~264VAC; 113~370VDC  
 Frequency range.....47-63Hz  
 Inrush current (typ.).....Cold start, 40A at 115VAC; 80A at 230VAC  
 AC current (typ.).....4.2A at 115VAC; 2.1A at 230VAC  
 DC adjustment range.....± 5% rated output voltage  
 Line Regulation.....± 0.5%  
 Load Regulation.....± 1.0%  
 O.L.P. ....105~150% rated output power, hiccup after 3 sec.,  
 recovers automatically after fault condition is removed  
 O.V.P. ....shut down o/p voltage, re-power on to recover  
 O.T.P. ....shut down o/p voltage, re-power on to recover  
 or automatically after temperature goes down  
 Working temperature.....-40°C ~+80°C  
 Withstand Vol.....I/P-O/P:4KVAC,I/P-FG:2KVAC,O/P-FG:1.5KVAC  
 Safety standard....ANSI/AAMI ES60601-1,TUV EN/IEC60601-1,  
 UL/EN/IEC62368-1,EN/IEC60335-1,EN/IEC60558-1/-2-16  
 CCC GB4943.1, RCM AS/NZS61558-1/-2-16, EAC TPTC 004  
 EMC standard.....EN55011, EN55032 Class A and B, EN61000-3-2,-/3  
 EN61000-4-2,3,4,5,6,8,11, EN55014  
 MTBF.....231.2K hrs min. (MIL-HDBK-217F(25°C )  
 Dimension.....127x76.2x27.5mm (L\*W\*H)  
 Packing.....0.39Kg; 24pcs/11.5kg/1.0CUFT



Model Number		LOP-400-12	LOP-400-15	LOP-400-18	LOP-400-24
DC Output Voltage		12V	15V	18V	24V
Output Current	Peak(3 sec.)	50A	40A	33.3A	25A
	23 CFM Fan	33.3A	36.7A	22.2A	16.7A
	Convection	20.8A	16.7A	13.9A	10.5A
Rated Power	Peak(3 sec.)	600W	600W	599.4W	600W
	23 CFM Fan	399.6W	400.5W	399.6W	400.8W
	Convection	249.6W	250.5W	250.2W	252W
Ripple & Noise (max.)		120mVp-p	150mVp-p	180mVp-p	200mVp-p
Vol. Adj. Range (main o/p)		11.4~12.6V	14.3~15.8V	17.1~18.9V	22.8~25.2V

Model Number		LOP-400-27	LOP-400-36	LOP-400-48	LOP-400-54
DC Output Voltage		27V	36V	48V	54V
Output Current	Peak(3 sec.)	22.2A	16.7A	12.5A	11.1A
	23 CFM Fan	14.9A	11.2A	8.4A	7.5A
	Convection	9.3A	7.1A	5.3A	4.75A
Rated Power	Peak(3 sec.)	599.4W	601.2W	600W	599.4W
	23 CFM Fan	402.3W	403.2W	403.2W	405W
	Convection	251.1W	255.6W	254.4W	256.5W
Ripple & Noise (max.)		200mVp-p	250mVp-p	250mVp-p	250mVp-p
Vol. Adj. Range (main o/p)		25.6~28.4V	34.2~37.8V	45.6~50.4V	52.0~58.0V

### MECHANICAL DRAWING (Unit: mm)



AC Input Connector (CN1) : JST B3P-VH or equivalent

Pin No.	Assignment	Mating Housing	Terminal
1	AC/L	JST VHR or equivalent	JST SVH-21T-P1.1 or equivalent
2	No Pin		
3	AC/N		

DC Output Connector

Assignment	Output Terminals
-V	M3.5 Pan HD screw in 2 positions
+V	Torque to 8 lbs-in(90cNm)max.