D 0 1
S E R I E S

1 Watts SIP Type DC - DC Converter

FEATURES

- 1W Unregulated Output Power
- High Efficiency
- Internal SMD Technology
- Single In Line Package
- UL 94V-0 Package Material
- No Heatsink Required
- 100% Burn In

SPECIFICATIONS

Input Voltage Range .....± 10% max.
Input Filter.....Capacitor Type
Voltage Set-Point Accuracy.....± 2% max.
Temperature Coefficient.....± 0.05%/°C
Ripple & Noise (20MHz BW).....100mVp-p max.
Line Regulation[1].....± 1.2% max.
Load Regulation[2].....± 8% max.
Short Circuit Protection ..... Momentary
Efficiency..... 71-83%
Min. Load:.....20% of Full Load
Short Circuit Protection.....Momentary
Isolation Voltage[3].....1500VDC or 3000VDC
Isolation Resistance..... 10^9 Ω min.
Switching Frequency..... 100KHz min.
Isolation Capacitance ..... 80pF max.
Operating Temperature ..... -40°C To +71°C
Storage Temperature ..... -55°C To +125°C
Cooling..... Free-Air Convection
Case Material..... Non-Conductive Plastic
Case Size..... Case A ,B & E : 19.6*6.1*10.14mm
Case C & D : 19.6*7.1*10.14mm
Weight 2.1g

Note:
(1) Line Regulation is for 1.0% change in input Voltage.
(2) Load Regulation is for output Load current change from 20% to 100%.
(3) 1500VDC for 10 seconds, 3000VDC for 3 seconds.

Model Number	Input Voltage (VDC)	Output Voltage (VDC)	Output Current (mA)	EEF.	Isolation (VDC)
D01-01x (A3)	5	5	200	71	1500/3000
D01-02x (A3)	5	12	84	79	1500/3000
D01-03x (A3)	5	15	67	79	1500/3000
D01-04x (A3)	5	± 5	± 100	72	1500/3000
D01-05x (A3)	5	± 12	± 42	79	1500/3000
D01-06x (A3)	5	± 15	± 34	77	1500/3000
D01-61x (A3)	12	5	200	74	1500/3000
D01-62x (A3)	12	12	84	82	1500/3000
D01-63x (A3)	12	15	67	82	1500/3000
D01-64x (A3)	12	± 5	± 100	74	1500/3000
D01-65x (A3)	12	± 12	± 42	79	1500/3000
D01-66x (A3)	12	± 15	± 34	83	1500/3000
D01-71 (A3)	24	5	200	73	1500/3000
D01-72 (A3)	24	12	84	77	1500/3000
D01-73 (A3)	24	15	67	80	1500/3000
D01-74 (A3)	24	± 5	± 100	73	1500/3000
D01-75 (A3)	24	± 12	± 42	77	1500/3000
D01-76 (A3)	24	± 15	± 34	80	1500/3000

Remark:
* The standard isolation : 1500VDC
x = B for 1.5K isolation case B ; x = E for 1.5K isolation case E
Case A : D01-01～D01-66
Case B : D01-01B ～D01-66B
Case E : D01-01E ～D01-03E & D01-61E～D01-63E
Case C : D01-71～D01-76
* Suffix "A3" On Model# for Isolation 3000VDC
Case B : D01-01A3～D01-66A3
Case D : D01-71A3～D01-76A3

MECHANICAL DRAWING (Unit: inch (mm))

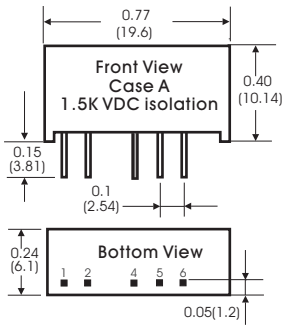

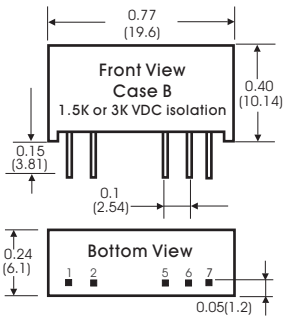

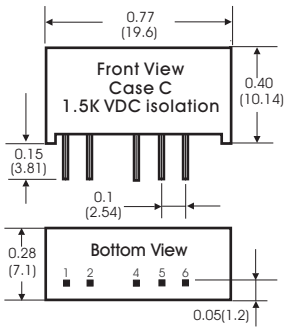

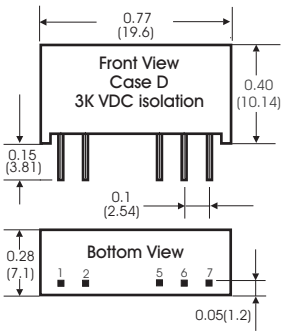

Case A & C

Pin Connection		
Pin#	Single	Dual
1	Vi+	Vi+
2	Vi-	Vi-
4	Vo-	Vo-
5	N.P.	Com.
6	Vo+	Vo+

Case B & D

Pin Connection		
Pin#	Single	Dual
1	Vi+	Vi+
2	Vi-	Vi-
5	Vo-	Vo-
6	N.P.	Com.
7	Vo+	Vo+

Case E
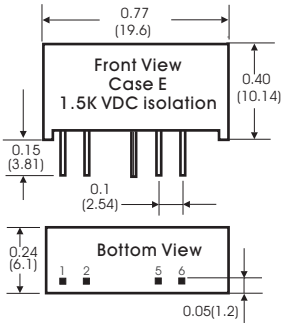
Pin Connection	
Pin#	Single
1	Vi+
2	Vi-
4	N.P.
5	Vo-
6	Vo+